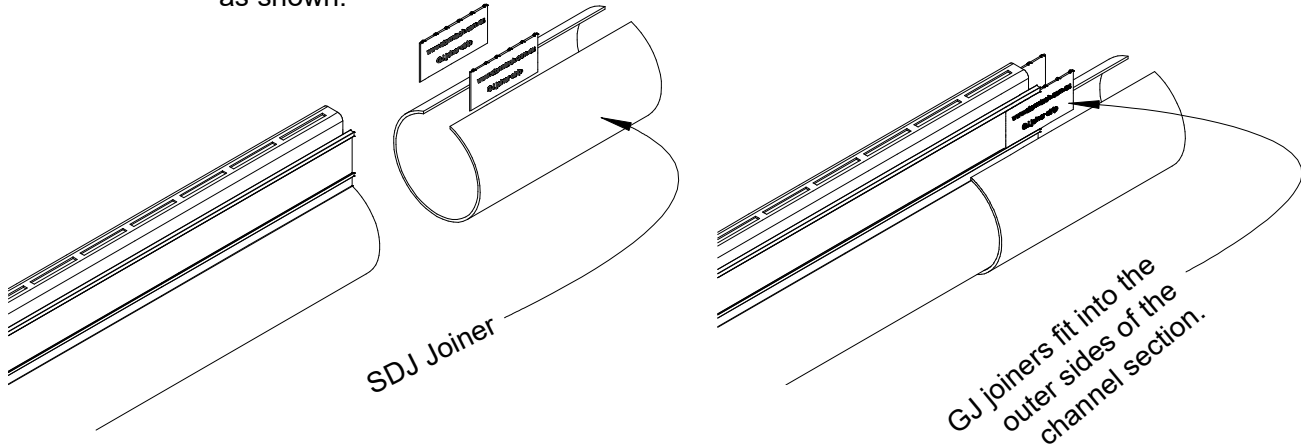


SDiPS Slot Drain Assembly

INTAKE

40x3mm slots, 1.0 l/s per metre

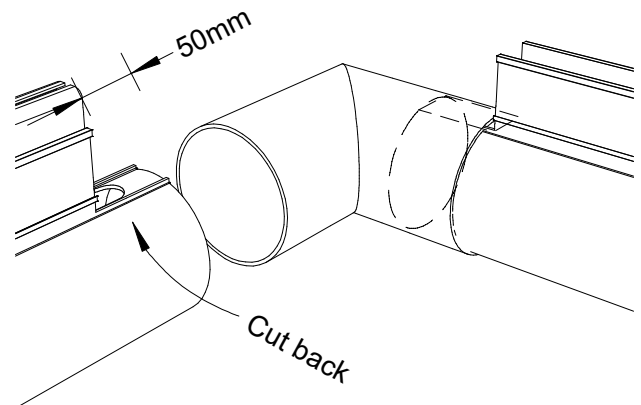
For connecting straight runs of SD90 us the SDJ straight connector collar, and one pair of GJ joiners as shown.



When joining the SD90 around a corner use a standard 90mm elbow.

Shown here is a 90 degree corner.

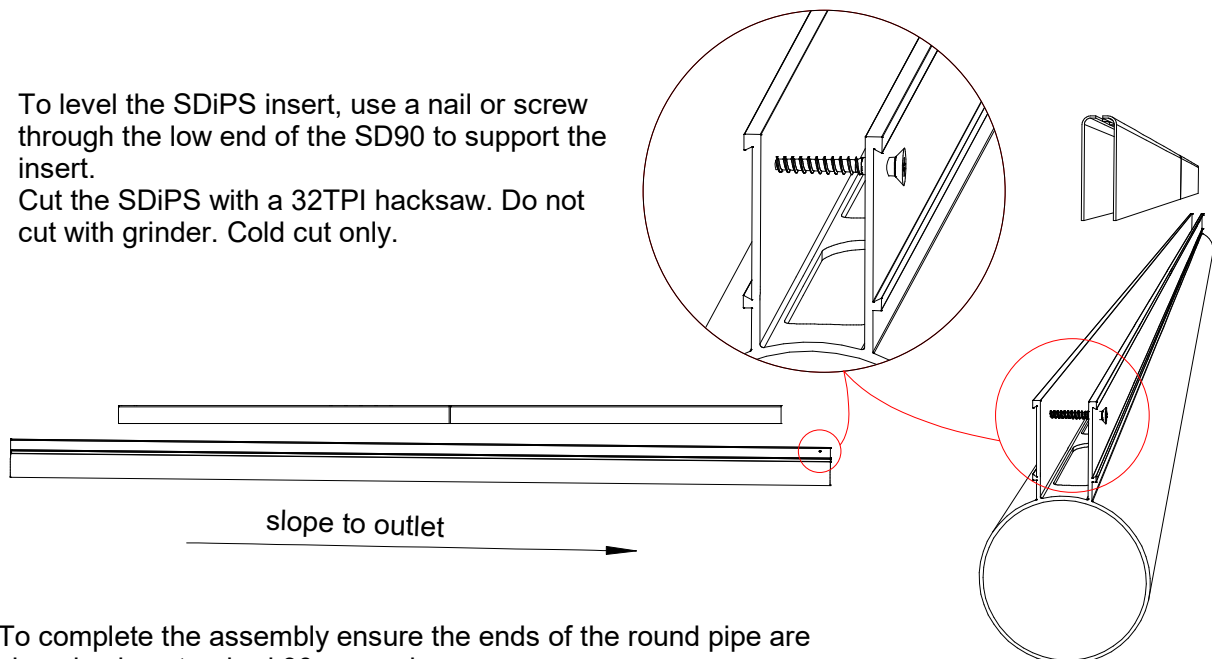
Cut the channel section from the round pipe section back by about 50mm. This will allow the SD90 to fit inside the elbow fitting.



To complete the top slot, simply use the SDiPS insert to form a channel section over the elbow. Water entering this will run into the first slot either side.

To level the SDiPS insert, use a nail or screw through the low end of the SD90 to support the insert.

Cut the SDiPS with a 32TPI hacksaw. Do not cut with grinder. Cold cut only.



To complete the assembly ensure the ends of the round pipe are closed using standard 90mm end caps.